

MAX


TUBE AND TAPE PRINTER
FOR ELECTRICAL MARKING

LETATWIN



Consumable Catalog

Tube/Tape/Cassette
HALF CUTTING ROUND TUBE SOLUTION



Improve processes with Round Tube & Half-Cut technology

Easy Installation




Round Tubing



Easily insert the wire

Useful Operation



Half cut tubing is easily cut by hand



You can carry tubing easily after half cutting

Would you like to save money and improve your processes? This wire marking system provides a fast and convenient solution, all while delivering industry-leading savings on your material printing cost.

'L' Tube (Vinyl (PVC) / Drum roll / Not UL certified)



MAX has made the Drum Type Roll our quality standard for tube marking. The drum roll box design allows the tube to feed smoothly and automatically into the printer, making it possible for workers to print large batches without constantly watching the machine.



Type	Specification
LM-TU425L2 WHITE	φ2.5mm X 250m/ROLL
LM-TU427L2 WHITE	φ2.7mm X 250m/ROLL
LM-TU432L2 WHITE	φ3.2mm X 250m/ROLL
LM-TU434L2 WHITE	φ3.4mm X 250m/ROLL
LM-TU436L2 WHITE	φ3.6mm X 250m/ROLL
LM-TU442L WHITE	φ4.2mm X 200m/ROLL
LM-TU452L WHITE	φ5.2mm X 135m/ROLL
LM-TU464L WHITE	φ6.4mm X 100m/ROLL
LM-TU480L WHITE	φ8.0mm X 70m/ROLL

'N' Tube (UL224 / E171616 / 105°C / 600V)

The 'N' tube series has acquired the UL224 certification, and provides high insulation performance for sites with this requirement.



Type	Specification
LM-TU332N2 WHITE	φ3.2mm X 100m/ROLL
LM-TU336N2 WHITE	φ3.6mm X 100m/ROLL
LM-TU342N2 WHITE	φ4.2mm X 80m/ROLL
LM-TU352N2 WHITE	φ5.2mm X 80m/ROLL

Wire size vs Tube size Recommendation

Wire Size			Recommended Tube Size
USA	EU	JAPAN/ASIA	φmm (Diameter)
AWG20	0.5mm ²	0.5mm ²	2.5/2.7mm
AWG18	0.75mm ²	0.75mm ²	2.5/2.7/3.2mm
	1.0mm ²		
AWG16	1.5mm ²	1.25mm ²	2.7/3.2mm
AWG14	2.5mm ²	2.0mm ²	3.4/3.6mm
AWG12	4.0mm ²	3.5mm ²	4.2/5.2mm
AWG10	6.0mm ²	5.5mm ²	5.2/6.4mm
AWG8	10.0mm ²	8.0mm ²	6.4/8.0mm
AWG6	16.0mm ²	14.0mm ²	8.0mm or bigger

Check the wire diameter.



*This recommended size doesn't guarantee the matching of your wire and tube. We recommend you'll check your wire diameter.

Ink Ribbons for Heat Shrink / Vinyl (PVC) Tube and Polyester Tape



Economical Re-fill Type Ink Ribbon


*Black ink ribbons is 110m (120.3yard)/roll, white ink ribbon is 70m (76.6yard)/roll.

Polyester Tapes (Width 5mm/9mm/12mm/White/Yellow/Transparent)



Type	Specification
LM-TP505W (WHITE)	(W) 5mm X (L) 16m/PC
LM-TP505Y (YELLOW)	(W) 5mm X (L) 8m/PC
LM-TP505T (TRANSPARENT)	(W) 5mm X (L) 8m/PC
LM-TP509W (WHITE)	(W) 9mm X (L) 16m/PC
LM-TP509Y (YELLOW)	(W) 9mm X (L) 8m/PC
LM-TP509T (TRANSPARENT)	(W) 9mm X (L) 8m/PC
LM-TP512W (WHITE)	(W) 12mm X (L) 16m/PC
LM-TP512Y (YELLOW)	(W) 12mm X (L) 8m/PC

Other items



LETATWIN

TUBE AND TAPE PRINTER
FOR ELECTRICAL MARKING



How it works



Check the wire diameter.

Wire Size (mm ² in EU/ASIA/JP)			Recommended Tube Size
USA	EU	JAPAN/ASIA	φmm
AWG20	0.5	0.5	2.5/2.7
AWG18	0.75	0.75	2.5/2.7/3.2
	1.0		
AWG16	1.5	1.25	2.7/3.2
AWG14	2.5	2.0	3.4/3.6
AWG12	4.0	3.5	4.2/5.2
AWG10	6.0	5.5	5.2/6.4
AWG8	10.0	8.0	6.4/8.0
AWG6	16.0	14.0	8.0 or bigger

Select appropriate tubing size.




Set the tubing on LETATWIN.



Make a loop at the end of the wire.
to prevent tubing from falling off.



You can carry the half cut
printed tubing.



LETATWIN prints
and half cut the tubing.



Insert 2 pcs of the tubing.



Strip and Crimp.



Done!



MAX CO.,LTD.

6-6,NIHONBASHI,HAKOZAKI-CHO,
CHUO-KU,TOKYO,JAPAN
PHONE : 81-3-3669-8131 FAX : 81-3-3669-7104
Web : <https://wis.max-ltd.co.jp/int/>

INTSALESOP2020FEBBW FIRST EDITION

Distributor.