

Status: 10/2019

cab
we identify more

Products need labeling
Label printers
with highest operating comfort



eos

Made in Germany

Types

One concept, two sizes

The EOS series combines all functions of a solid label printer with highest operating comfort.

1.1



eos2, the compact one

for label roll diameters up to 152 mm

| Label printer | | EOS 2 | |
|----------------------|------------|-------------------------|-------|
| Printable resolution | dpi | 203 | 300 |
| Print speed | up to mm/s | 150 | 150 |
| Print width | up to mm | 108 | 105.7 |
| Label roll diameter | up to mm | 152 | 152 |
| Power supply | | 100 - 240 VAC, 50/60 Hz | |

1.2



eos5 for large label rolls

with diameters up to 203 mm

| Label printer | | EOS 5 | |
|----------------------|------------|-------------------------|-------|
| Printable resolution | dpi | 203 | 300 |
| Print speed | up to mm/s | 150 | 150 |
| Print width | up to mm | 108 | 105.7 |
| Label roll diameter | up to mm | 203 | 203 |
| Power supply | | 100 - 240 VAC, 50/60 Hz | |

Mobile printing

in production, warehousing or agriculture, wherever labels are required and access to electricity is missing. 24 V input voltage enable the printer to be power supplied by any powerful battery. For technical battery data see accessories

1.3



eos2 mobile

for label roll diameters up to 152 mm

| Label printer | | EOS2 mobile |
|----------------------|------------|---------------|
| Printable resolution | dpi | 300* |
| Print speed | up to mm/s | 150 |
| Print width | up to mm | 105.7 |
| Label roll diameter | up to mm | 152 |
| Power supply | | 16.5 - 25 VDC |

1.4



eos5 mobile

for label roll diameters up to 203 mm

| Label printer | | EOS5 mobile |
|----------------------|------------|---------------|
| Printable resolution | dpi | 300* |
| Print speed | up to mm/s | 150 |
| Print width | up to mm | 105.7 |
| Label roll diameter | up to mm | 203 |
| Power supply | | 16.5 - 25 VDC |

*203 dpi on request

Details



To achieve accurate imprint with slim materials and ribbons, slim print rollers are needed. These prevent from print roller wear, print head contamination and errors during material feed.

1 Roll holder

The label roll is inserted and automatically centered when closing.

2 Ribbon holder

The stop can be adjusted according to the ribbon width.

3 Print head 203 / 300 dpi

In case of cleaning or wear, the print head can be replaced easily by hand without tools.

4 Label sensor - gap or reflective

The sensor position can be adjusted via a spindle using the red rotary knob. The chosen position is indicated by a LED.

5 Print roller DR4

In case of cleaning or wear, the print roller can be replaced without tools.

6 Material guide



Using the rotary knob, the guides can be adjusted to the material width

7 Tear-off plate

made of thin sheet steel; jagged, so labels are cleanly separated

Operation panel

Intuitive and easy operation with self-explanatory symbols to configure the device setups

- 1 **LED signal:** Power ON
- 2 **Status bar:** Data reception, Record data stream, Ribbon pre-warning, SD memory card / USB memory stick, Bluetooth, WLAN, Ethernet, USB slave, Time
- 3 **Printer status:** Ready, Pause, Number of printed labels per print job, Label in peel-off position, Awaiting external start signal
- 4 **USB slot** for the Service Key or a memory stick, to load data in the IFFS storage
- 5 **Operation:**
 -  Cutter / perforation cutter: cutting
 -  Tear-off mode: print label

-  Jump to menu
-  Stop and delete all print jobs
-  Reprint last label
-  Label feed
-  Interrupt and continue print job



Interfaces on the back of the device



- 1 for a **SD memory card**
- 2 **2 x USB host** to connect a Service Key, USB memory stick, keyboard, barcode scanner, USB Bluetooth adapter, USB WLAN stick
- 3 **USB 2.0 Hi-speed Device** to connect a PC
- 4 **Ethernet 10/100 Mbit/s**
- 5 **RS232C** 1,200 to 230,400 baud/8 bit

Technical data

● typical ■ standard □ option

| | | 1.1 | | 1.2 | | 1.3 | | 1.4 | | |
|---|------------------------------|---|--|-----------------|-------|-----------------|-----|-----------------|-----|--|
| Label printer | | EOS 2 | | EOS 5 | | EOS 2 mobile | | EOS 5 mobile | | |
| Type | | centered | | | | | | | | |
| Material feed | | centered | | | | | | | | |
| Printing method | Thermal transfer | ● | | ● | | ● | | ● | | |
| | Thermal direct | ● | | ● | | ● | | ● | | |
| Printable resolution | dpi | 203 | 300 | 203 | 300 | 300 | | 300 | | |
| Print speed | up to mm/s | 150 | 150 | 150 | 150 | 150 | | 150 | | |
| Print width | up to mm | 108 | 105.7 | 108 | 105.7 | 105.7 | | 105.7 | | |
| Start of printing | Distance to locating edge | centered | | | | | | | | |
| Material¹⁾ | | | | | | | | | | |
| Paper, cardboard, plastics PET, PE, PP, PI, PVC, PU, acrylate, Tyvec | | ● | | ● | | ● | | ● | | |
| Shrink tubes | ready-for-use | ● | | ● | | - | | - | | |
| | continuous, pressed | ● | | ● | | - | | - | | |
| Textile tapes | | ● | | ● | | ● | | ● | | |
| Packing | on rolls, reels | ● | | ● | | ● | | ● | | |
| | Fanfold | □ | | □ | | - | | - | | |
| | Roll diameter | up to mm | 152 | | 203 | | 152 | | 203 | |
| | Core diameter | mm | 38.1 - 76 | | | | | | | |
| | Winding | | outside or inside | | | | | | | |
| Labels | Width single-lane | mm | 10 - 116 | | | | | | | |
| | multi-lane | mm | 5 - 116 | | | | | | | |
| | Height excl. label backfeed | from mm | 5 | | | | | | | |
| | incl. label backfeed | from mm | 12 | | | | | | | |
| Liner material | Thickness | mm | 0.05 - 0.6 | | | | | | | |
| | Width | mm | 25 - 120 | | | | | | | |
| Continuous material | Thickness | mm | 0.05 - 0.16 | | | | | | | |
| | Width | mm | 5 - 120 | | | | | | | |
| | Thickness | mm | 0.05 - 0.5 | | | | | | | |
| Shrink tubes | Weight (cardboard) | up to g/m ² | 180 | | | | | | | |
| | Width ready-for-use | up to mm | 120 | | | | | | | |
| | continuous, pressed | mm | 5 - 85 | | | | | | | |
| Ribbon ²⁾ | Thickness | up to mm | 1.1 | | | | | | | |
| | Ink side | | outside or inside | | | | | | | |
| | Roll diameter | up to mm | 72 | | | | | | | |
| | Core diameter | mm | 25.4 | | | | | | | |
| | Variable length | up to m | 360 | | | | | | | |
| Width | mm | 25 - 114 | | | | | | | | |
| Printer sizes and weights | | | | | | | | | | |
| Width x Height x Depth | mm | 253 x 189 x 322 | | 264 x 245 x 412 | | 253 x 189 x 322 | | 264 x 245 x 412 | | |
| Weight | kg | 4 | | 5 | | 4 | | 5 | | |
| Label sensor indicating the position | | | | | | | | | | |
| Gap sensor | for | labels or punch marks and end of material, print marks on transparent materials | | | | | | | | |
| Reflective sensor | reflex from below or top | for | labels and end of material, print marks on non-transparent materials | | | | | | | |
| Distance of sensor | from centre to locating edge | centered mm | 0 - 58 | | | | | | | |
| Material passage | up to mm | 4 | | | | | | | | |
| Electronics | | | | | | | | | | |
| Processor 32 bit clock rate | MHz | 800 | | | | | | | | |
| Main memory (RAM) | MB | 256 | | | | | | | | |
| Data memory (IFFS) | MB | 50 | | | | | | | | |
| Slot to connect a SD memory card (SDHC, SDXC) | up to GB | 512 | | | | | | | | |
| Battery for time and date, real-time clock | | ■ | | | | | | | | |
| Data memory when power is switched off (e.g. serial numbering) | | ■ | | | | | | | | |
| Interfaces | | | | | | | | | | |
| RS232C 1,200 to 230,400 baud/8 bit | | ■ | | | | | | | | |
| USB 2.0 Hi-speed device to connect a PC | | ■ | | | | | | | | |
| Ethernet 10/100 BASE-T | | LPD, IPv4, RawIP printing, DHCP, HTTP/HTTPS, FTP/FTPS, SMTP, SNMP, TIME, NTP, Zeroconf, SOAP web service, VNC | | | | | | | | |
| 1 x USB host on the operation panel | for | Service Key or USB memory stick | | | | | | | | |
| 2 x USB host on the back of the device | for | Service Key, USB memory stick, keyboard, barcode scanner, USB Bluetooth adapter, USB WLAN stick, external operation panel | | | | | | | | |
| USB WLAN stick 2.4 GHz 802.11b/g/n | | □ | | | | | | | | |
| USB WLAN stick 2.4 GHz 802.11b/g/n + 5 GHz 802.11a/n/ac, Hotspot or Infrastructure Mode | | □ | | | | | | | | |
| USB Bluetooth adapter | | □ | | | | | | | | |
| Peripheral connection USB host, 24 VDC | | ■ | | | | | | | | |
| Operating data | | | | | | | | | | |
| Power supply | | 100 - 240 VAC, 50/60 Hz, PFC | | | | 24 VDC | | | | |
| Power consumption | | Standby 1,8 W / typical 45 W | | | | | | | | |
| Temperature / humidity | Operation | +5 - 40°C / 10 - 85 %, not condensing | | | | | | | | |
| | Stock | 0 - 60°C / 20 - 85 %, not condensing | | | | | | | | |
| | Transport | -25 - 60°C / 20 - 85 %, not condensing | | | | | | | | |
| Approvals | | CE, FCC Class A, ICES-3, cULus, CB, CoC Mexico, CCC, EAC, BIS, BSMI, KC-Mark, RCM | | | | | | | | |
| Operation panel | | | | | | | | | | |
| Colored LCD touch display | Screen diagonal | " | | | | | | | | |
| | Resolution Width x Height | px | | | | | | | | |
| | | 4.3 | | | | 272 x 480 | | | | |

¹⁾ The material specifications are standard values. Applications with small labels, thin, slim, thick and stiff materials as well as strongly adherent labels have to be tested.

²⁾ The ribbon should at least correspond with the width of the liner material.

Technical data

■ standard □ option

| Setup options | | |
|--|--|--|
| Print Labels Ribbon Tear-off Cut Interfaces Error | Region: - Language - Country - Keyboard - Time zone Time Display: - Brightness - Power saving mode - Orientation Interpreter | |
| Status bar | | |
| Data reception Record data stream Ribbon pre-warning SD memory card plugged USB memory stick plugged | Bluetooth WLAN Ethernet USB slave Time | |
| Monitoring | | |
| Ribbon pre-warning End of ribbon End of material | Periphery error Print head voltage Print head temperature Print head open | |
| Test routines | | |
| System diagnostics | on start-up, including print head detection | |
| Information display, test printout, analysis | Status printout Fonts list List of devices WLAN status | Test grid Label profile List of events Monitor mode |
| Status reports | - Printout of device settings, e.g. print lengths and service hours - Device status request by software command - Display of, e.g., network errors, no links, barcode errors, periphery errors, etc. | |
| Fonts | | |
| Font types internally provided | 5 bitmap fonts: 12 x 12 dots 16 x 16 dots 16 x 32 dots OCR-A OCR-B | 7 vector fonts: AR Heiti Medium GB-Mono CG Triumvirate Condensed Bold Garuda HanWangHeiLight Monospace 821 Swiss 721 Swiss 721 Bold |
| to be stored | TrueType fonts | |
| Character sets | Windows-1250 to -1257 DOS 437, 737, 775, 850, 852, 857, 862, 864, 866, 869 EBCDIC 500 ISO 8859-1 to -10 and -13 to -16 WinOEM 720 UTF-8 MacRoman DEC MCS KOI8-R Western European Eastern European Chinese simplified Chinese traditional Thai | Cyrillic Greek Latin Hebrew Arabic |
| Bitmap fonts | Widths and heights 1 - 3 mm Zoom factors 2 to 10 Orientations 0°, 90°, 180°, 270° | |
| Vector / TrueType fonts | Size in width and height 0,9 - 128 mm Variable zoom Orientation 360° in steps of 1° | |
| Font styles | bold, italic, underlined, outline, inverse - depending from the font types | |
| Character spacing | variable or monospace | |

| Graphics | | |
|---|---|--|
| Graphic elements | Lines, arrows, rectangles, circles, ellipses - filled or filled with fading | |
| Graphic formats | PCX, IMG, BMP, TIF, MAC, GIF, PNG | |
| Barcodes | | |
| Linear | Code 39, Code 93 Code 39 Full ASCII Code 128 A, B, C EAN 8, 13 EAN/UCC 128/GS1-128 EAN/UPC Appendix 2 EAN/UPC Appendix 5 FIM HIBC | Interleaved 2/5 Ident and routing code of Deutsche Post Codabar JAN 8, 13 MSI Plessey Postnet RSS 14 UPC A, E, EO |
| 2D and stacked | DataMatrix DataMatrix Rectangle Extension QR code Micro QR code GS1 QR code GS1 DataMatrix PDF 417 Micro PDF 417 UPS MaxiCode GS1 DataBar Aztec Codablock F Dotcode RSS 14 truncated, limited, stacked, stacked omni-directional | All codes are variable in terms of height, modular width and ratio; orientations 0°, 90°, 180°, 270° check digit, plain text printout and start / stop code are options depending from the type of code |
| Software | | |
| Label software | cablabel S3 Lite cablabel S3 Viewer cablabel S3 Pro cablabel S3 Print | ■ ■ □ □ |
| Also running with | CODESOFT NiceLabel BarTender | |
| Stand-alone operation | | ■ |
| Windows printer drivers WHQL certified | Windows Vista Windows 7 Windows 8 Windows 8.1 Windows 10 | Server 2008 Server 2008 R2 Server 2012 Server 2012 R2 Server 2016 Server 2019 |
| Apple Mac OS X printer drivers | from version 10.6 | ■ |
| Linux printer drivers | from CUPS 1.2 | ■ |
| Programming | JScript printer language abc Basic Compiler | ■ ■ |
| Integration | SAP Database Connector | ■ ■ |
| Emulation | ZPL (Datastream to be tested in advance) | □ |
| Administration | Printer control Configuration in Intranet and Internet Network Manager (in preparation) | ■ ■ ■ |

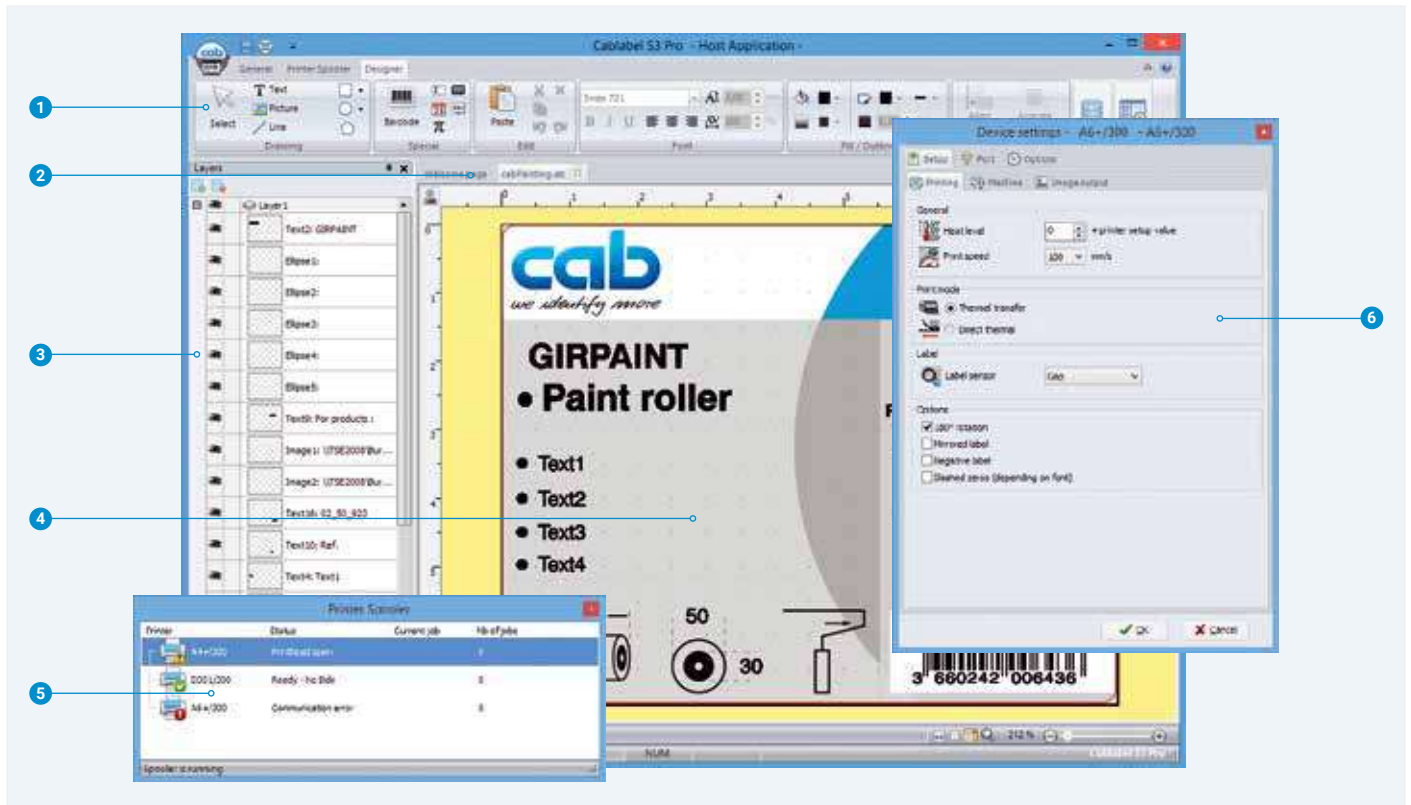
cab uses free and Open Source Software in its products.
For information see www.cab.de/opensource

Label software cablabel S3

Designing, printing, administrating

cablabel S3 opens up the full potential of cab devices.

First of all, the label must be designed. Only when it comes to printing it has to be decided whether the label shall be processed on a label printer, a print and apply or marker laser system. cablabel S3 is of a modular design which makes it adaptable to requirements step by step. To support functions like native JavaScript programming, elements such as the JavaScript Viewer are embedded as plug-ins. The designer user interface and the JavaScript code are synchronized in real time. Special functions like the Database Connector or barcode testers can be integrated. For further information see www.cab.de/en/cablabel



- 1 **Toolbar**
to create different label objects
- 2 **Tabs**
to quickly switch from one running label design to another
- 3 **Layers**
to administrate different label objects
- 4 **Designer**
simplifies the design and displays the label WYSIWYG
- 5 **Printer spooler**
to monitor all print jobs and the state of the printer
- 6 **Drivers**
for setting and the communication with devices

Printing in stand-alone operation

This operating mode is the printer's ability to select and print labels even when it is not connected to a host system.

The label has to be designed with a software such as cablabel S3 or by direct programming with a text editor on a PC. Label formats, texts, graphics as well as database contents are stored on a memory card, a USB memory stick or in the internal IFFS memory.

Only variable data are sent to the printer via a keyboard, a barcode scanner, scales or other host systems and/or recalled by the Database Connector from the host and printed.



Printer control

Drivers

To control the printer with a software other than cablabel S3, cab provides drivers in 32 / 64 bit for operating systems starting from Windows Vista, Mac OS 10.6 and Linux with CUPS 1.2.



Windows¹⁾ drivers

cab printer drivers are certified according to WHQL. They ensure optimum stability on the Windows operating system.



Mac OS X²⁾ drivers

cab provides CUPS-based printer drivers for Mac OS X applications.



Linux drivers³⁾

Linux drivers are CUPS-based.

Drivers are offered on the DVD delivered with the printer and for free download at www.cab.de/en/support

Programming



JScript

To control the printer, cab has developed the embedded programming language JScript. See manual for free download at www.cab.de/en/programming



abc Basic Compiler

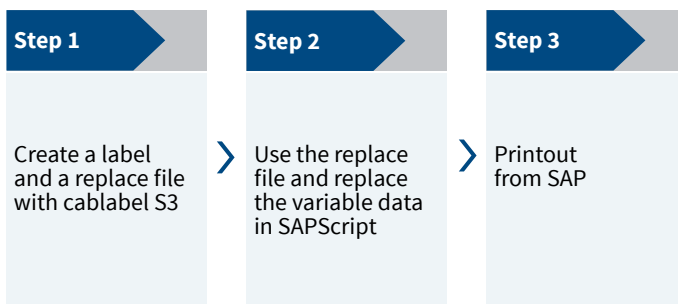
In addition to JScript and as an integral part of the firmware, it allows advanced printer programming before data are sent to printout. For example, external printer languages can be replaced without interfering in the current print job. Also data from other systems such as a scale, a barcode scanner or PLC can be integrated.

Integration



Printer Vendor Program

As a partner in SAP's⁴⁾ Printer Vendor Program, cab has developed a replace method to enable easy control of a cab printer via SAPScript from SAP R/3. Only variable data are sent to the printer by the host. Pictures and fonts that had priorly been stored in the local memory (IFFS, memory card, etc.) are merged.



¹⁾ Windows is a registered trademark of Microsoft Corporation

²⁾ MAC OS X is a registered trademark of Apple Computer, Inc.

³⁾ Only for device series SQUIX (except of SQUIX MT), MACH 4S, EOS, Hermes+ and PX

⁴⁾ SAP and all corresponding logos are trademarks or registered trademarks of SAP SE

Printer administration



Configuration in Intranet and Internet

The HTTP and FTP server integrated in the printer via standard programs like a web browser or FTP clients allows printer control and configuration, firmware updates and memory card administration. Via email or SNMP, the SNMP and SMTP client datagram sends status, warning and error messages to administrators and users. Time and date are synchronized by a time server.



Network Manager in preparation

It is possible to simultaneously manage several printers within the network. Control, configuration, firmware updates, memory card administration, data synchronization and PIN administration are supported from one single location.




Database Connector

Printers connected to a network may directly access data from a central ODBC or OLEDB-ready database and print it on a label. While printing, data can be rewritten to the database.



Accessories for all types of devices

| | |
|--|---|
| <p>2.3</p>   | <p>Print roller DR4-25 Material width up to 25 mm; synthetic rubber coating for accurate imprint</p> <p>Print roller DR4-50 Material width up to 50 mm; synthetic rubber coating for accurate imprint</p> |
| <p>2.4</p>   | <p>External operation panel providing the same functionality as on the printer</p> <p>Users are free to choose whether to operate the printer on the external panel or on the one integrated in the device.</p> <p>Printer connection: USB 2.0 Hi-speed device</p> <p>Connecting cables USB Lengths 1.8 to 16 m</p> |
| <p>2.5</p>  | <p>SD memory card 8 GB</p> |

| | |
|---|--|
| <p>2.6</p>  | <p>USB memory stick 8 GB</p> |
| <p>2.7</p>  | <p>USB WLAN stick 2.4 GHz 802.11b/g/n</p> |
| <p>2.8</p>  | <p>USB WLAN stick 2.4 GHz 802.11b/g/n + 5 GHz 802.11a/n/ac in infrastructure mode with rod antenna for extended reach</p> |
| <p>2.9</p>  | <p>USB Bluetooth adapter</p> |
| <p>2.10</p>  | <p>Label selection - I/O box Up to 16 different labels per box can be selected from the memory card by a master control, e.g. PLC. Two boxes can be connected. The I/O box allows simple PLC control processes with four inputs and outputs each via abc programming.</p> |
| <p>3.1</p>  | <p>Connecting cable RS232 C 9/9 pin, length 3 m</p> |



Cutter

All printable materials can be cut.

The cutter can be pivoted to exchange the material.

| Technical data | | Cutter for EOS 2, EOS 5 |
|------------------|-------------------|---|
| Material Width | mm | 120 |
| Weight cardboard | gr/m ² | 60 - 240 |
| Thickness | mm | 0.05 - 1.1 |
| Cutting length | from mm | 10 |
| Gap height | up to mm | 2.5 |
| Cuts/min | up to | 200 |
| Label winding | | preferably outside |
| Monitoring | | Cutter pivoted, final cutter position has not been reached |



Cutter and perforation cutter

Continuous materials such as textiles or shrink tubes
are perforated before they are manually separated.

In addition, the materials can also be cut.

The cutter can be pivoted to exchange the material.

| Technical data | | Cutter and perforation cutter for EOS 2, EOS 5 |
|--------------------------|-------------------|---|
| Perforating Web distance | mm | 2.5 |
| Web width | mm | 0.8 |
| Material Width | mm | 45 |
| Weight cardboard | gr/m ² | 60 - 240 |
| Thickness | mm | 0.05 - 1.1 |
| Cutting length | from mm | 10 |
| Gap height | up to mm | 2.5 |
| Cuts/min | up to | 200 |
| Label winding | | preferably outside |
| Monitoring | | Cutter pivoted, final cutter position has not been reached |

Accessories

5.1




External unwinder

When inserted, the material rolls are automatically centered. The unwinder cannot be installed with EOS mobile.

| Technical data | | External unwinder for EOS 2, EOS 5 |
|----------------|----------|---------------------------------------|
| Roll diameter | up to mm | 390 |
| Core diameter | from mm | 38 |
| Winding | | outside or inside |
| Roll weight | up to kg | 4 |

5.2



Brake for fanfold labels

for EOS 2 and EOS 5. The fanfold material is tightly fed in the printer and printed precisely. The brake cannot be installed with EOS mobile.

6.1











Battery pack

with a charger unit already included for mobile operation. It is installed under EOS mobile. Per battery capacity, a maximum of 500 print jobs with a label size of 100 x 68 mm and 15 per cent density may be processed.

| Technical data | | Battery pack 2 for EOS 2, EOS 5 |
|------------------|-----------|------------------------------------|
| Nominal voltage | V | 18 |
| Capacity | Ah | 2.1 |
| Power | Wh | 36 |
| Charging time | approx. h | 2 |
| Charging voltage | | 100 - 240 VAC, 50/60 Hz |


Delivery program

| Pos. | Part no. | Printers |
|-------------------|--|---|
| 1.1 |  5978201 | Label printer EOS 2/200 |
| | 5978202 | Label printer EOS 2/300 |
| 1.2 |  5978211 | Label printer EOS 5/200 |
| | 5978212 | Label printer EOS 5/300 |
| 1.3 |  5978202.600 | Label printer EOS 2 mobile/300 |
| 1.4 |  5978212.600 | Label printer EOS 5 mobile/300 |
| Scope of delivery | | |
| DVD | | <p>Label printer Power cable Type E+F, length 1.8 m Connecting cable USB, length 1.8 m Operator's manual DE / EN</p> <p>Operator's manual in 30 languages Configuration manual DE / EN / FR Service manual DE / EN Spare parts list DE / EN Programming manual EN WHQL certified Windows printer drivers for Windows Vista Server 2008 Windows 7 Server 2008 R2 Windows 8 Server 2012 Windows 8.1 Server 2012 R2 Windows 10 Server 2016 Server 2019</p> <p>Apple Mac OS X printer drivers DE / EN / FR Linux printer drivers DE / EN / FR Label software cablabel S3 Lite cablabel S3 Viewer Database Connector</p> |
| Pos. | Part no. | Wear parts |
| 2.1 |  5966096.001 | Print head 200 dpi |
| | 5965580.001 | Print head 300 dpi |
| 2.2 |  5965488.001 | Print roller DR4 |
| Pos. | Part no. | Accessories |
| 2.3 |  5966218.001 | Print roller DR4-25 |
| |  5966219.001 | Print roller DR4-50 |

Scopes of delivery, design and technical specifications correspond to the date of the printing. Subject to change. The data provided in the catalog do not represent any warranty or guarantee.



Information is also available on the Internet:
www.cab.de/en/eos

| Pos. | Part no. | Accessories |
|----------------|--|--|
| 2.4 |  6010186 | External operation panel |
| | 5907718 | Connecting cable USB, 1.8 m |
| | 5907730 | Connecting cable USB, 3 m |
| | 5907750 | Connecting cable USB, 5 m |
| | 5907760 | Connecting cable USB, 11 m |
| | 5907765 | Connecting cable USB, 16 m |
| 2.5 |  5977370 | SD memory card 8 GB |
| 2.6 |  5977730 | USB memory stick 8 GB |
| 2.7 |  5978912.001 | USB WLAN stick 2.4 GHz 802.11b/g/n |
| 2.8 |  5977731 | USB WLAN stick with rod antenna 2.4 GHz 802.11b/g/n + 5 GHz a/n/ac |
| 2.9 |  5977732 | USB Bluetooth adapter |
| 2.10 |  5948205 | Label selection - I/O box |
| 3.1 |  5550818 | Connecting cable RS232 C 9/9 pin, length 3 m |
| 4.1 |  5965520 | Cutter EOS 2 |
| | 5966730 | Cutter EOS 5 |
| 4.2 |  5965910 | Cutter and perforation cutter EOS 2 |
| | 5969891 | Cutter and perforation cutter EOS 5 |
| 5.1 |  5965586 | External unwinder EOS |
| 5.2 |  5953753 | Brake for fanfold labels EOS |
| 6.1 |  5542640 | Battery pack 2 EOS 2 |
| | 5542660 | Battery pack 2 EOS 5 |
| Pos. | Part no. | Label software |
| 11.7 | | Bundle cablabel S3 Lite (Download at cab.de/en) |
| | 5588001 | cablabel S3 PRO 1 WS |
| | 5588100 | cablabel S3 PRO 5 WS |
| | 5588101 | cablabel S3 PRO 10 WS |
| | 5588150 | cablabel S3 PRO 1 add. licence |
| | 5588151 | cablabel S3 PRO 4 add. licences |
| | 5588152 | cablabel S3 PRO 9 add. licences |
| | 5588002 | cablabel S3 Print 1 WS |
| | 5588105 | cablabel S3 Print 5 WS |
| | 5588106 | cablabel S3 Print 10 WS |
| | 5588155 | cablabel S3 Print 1 add. licence |
| 5588156 | cablabel S3 Print 4 add. licences | |
| 5588157 | cablabel S3 Print 9 add. licences | |
| | | in preparation cablabel S3 Print Server |
| 11.10 | 9008486 | Programming manual EN, printed copy |

cab product overview

Label printers
MACH1, MACH2



Label printers
EOS 2



Label printers
EOS 5



Label printers
MACH 4S



Label printers
SQUIX 2



Label printers
SQUIX 4



Label printers
SQUIX 6.3



Label printer
A8+



Label printer
XD4T



Label printers
XC



Print and apply systems
HERMES Q



Print and apply systems
Hermes C



Tube labeling systems
AXON



Print modules
PX Q



Labels and ribbons



Label software
cablabel S3



Label dispensers
HS, VS



Labeling heads
IXOR



Marking lasers
XENO 4



Laser marking systems



Germany
cab Produkttechnik GmbH & Co KG
Karlsruhe
Phone +49 721 6626 0
www.cab.de

France
cab Technologies S.à.r.l.
Niedermodern
Phone +33 388 722501
www.cab.de/fr

USA
cab Technology, Inc.
Chelmsford, MA
Phone +1 978 250 8321
www.cab.de/us

Mexico
cab Technology, Inc.
Juárez
Phone +52 656 682 4301
www.cab.de/es

Taiwan
cab Technology Co., Ltd.
Taipei
Phone +886 (02) 8227 3966
www.cab.de/tw

China
cab (Shanghai) Trading Co., Ltd.
Shanghai
Phone +86 (021) 6236 3161
www.cab.de/cn

China
cab (Shanghai) Trading Co., Ltd.
Guangzhou
Phone +86 (020) 2831 7358
www.cab.de/cn

South Africa
cab Technology (Pty) Ltd.
Randburg
Phone +27 11 886 3580
www.cab.de/za

cab // 820 distribution partners in more than **80** countries

cab
we identify more